

Nexgen Cam Locks

The NEXGEN cam lock is built to the same high security standards as its mechanical counterpart and offers all of the electronic features of the NEXGEN electronic locking system. NEXGEN cam locks are available in lengths of 1 1/8" and 7/8" and use solid steel components to provide superior physical protection.

In addition to the physical protection, the NEXGEN system gives you the ability to program who gets into your locks and when they get in. The system will also track all activity, including unauthorized attempts to open the lock.

These functions are integrated into the NEXGEN software which provides key management capability that can be customized to meet your specific requirements. The NEXGEN software provides detailed, flexible reports for complete security management.

All NEXGEN products have the ability to be linked together throughout your system to provide full integration. One key can be programmed to open any combination of locks, whether it is a cam lock, T-handle cylinder or removable plug lock.



Benefits:

- ▼ Control access to your equipment.
- ▼ Track all openings and attempted openings of the lock.
- ▼ Strong resistance to physical attack.
- ▼ No hardwiring allows for easy installation.
- ▼ Electronic rekeying provides immediate response to lost or stolen keys.
- ▼ Power comes from the key and not the equipment.

Applications:

Used when the ability to control and track access is a vital component of your security. Cam lock applications can include computer enclosures, storage cabinets, vending machines, safes, transit equipment, and more.

Warranty:

One year manufacturer's warranty

Technical Information:

Break away plug face design prevents over torquing.

Lock uses stainless steel plug face, backed by a stainless steel shell and hardened steel bolt.

Hardened steel anti-drill pins in plug face and plug.

Available in 1 1/8" and 7/8" lengths.

Rotation can be clockwise or counterclockwise.

Single key pull.

Finishes:

26 Satin chrome finish is standard.

Nexgen Cam Locks

Ordering Information

EN - 10000X - 2 XX

Length

2 = 7/8"
3 = 1 1/8"

Rotation

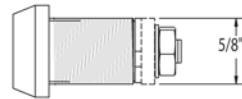
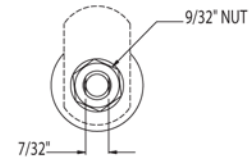
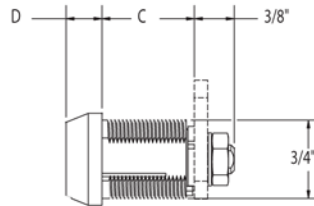
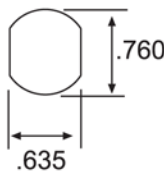
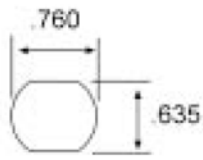
19 = 90° Clockwise
39 = 90° Counter Clockwise

Note: All cam locks have two mounting flats and single key pulls. Finish is Satin Chrome (26)

Technical Drawing

SIZE & MOUNTING DETAIL

Double D Mounting



Size Code	Dimension C (in.)	Dimension D (in.)	Dimension E (in.)
100002	7/8"	11/32"	7/8"
100003	1 1/8"	11/32"	7/8"